

3

THIRD EDITION

CD-ROM
INSIDE!



LET'S

STUDENT BOOK

GO



- R. Nakata
- K. Frazier
- B. Hoskins
- C. Graham

OXFORD

Table of Contents

Unit 1 At School	page 2
Unit 2 Places	page 10
Units 1–2 Listen and Review	page 18
Let's Read About Tony	page 19
Unit 3 My Home	page 20
Unit 4 Clothing	page 28
Units 3–4 Listen and Review	page 36
Let's Read About Megan	page 37
Unit 5 Transportation	page 38
Unit 6 Activities	page 46
Units 5–6 Listen and Review	page 54
Let's Read About Kevin	page 55
Unit 7 Occupations	page 56
Unit 8 Sports	page 64
Units 7–8 Listen and Review	page 72
Let's Read About Melissa	page 73
Syllabus	page 74
Teacher and Student Card List	page 77
Word List	page 78



Let's Start



Let's Build



Let's Read



Let's Learn



Units Review



Let's Learn More



Let's Read About






Let's Start

A. Let's talk.

CD 1
02



CD 1
03

Do you want some?

Sure.
Yes.

B. Practice the words and sentences.

CD 1
04

1. popcorn



2. candy



3. peanuts



4. crackers



CD 1
05

CD 1
06

I have some **popcorn**.
I don't have any **crackers**.

C. Let's sing.

CD 1
07



No Popcorn

I have some candy,
I have some grapes,
But I don't have any popcorn.
No popcorn, no popcorn,
I don't have any popcorn!

Do you want some grapes?
I have some, but I don't have
any popcorn.

Do you want some peanuts?
I have some peanuts, but I
don't have any popcorn.

No popcorn, no popcorn,
I don't have any popcorn.
I want some popcorn, yes, I do.
I love popcorn!
I do, too!





Let's Learn

What does he have?



He has some chalk.

A. Practice the words.


CD 1
08



1. chalk



2. tape



3. paint



4. scissors



5. glue



6. paper



7. string



8. ribbon

B. Practice the sentences.

CD 1
09


CD 1
10

He | has some **paper**.

She

He | doesn't have any **glue**.

She



C. Practice the question and answer.

CD 1
11

CD 1
12

What does he have?
she

He has some string.
She



D. Ask and answer.

CD 1
13

CD 1
14



Does he have any glue?
she

Yes, he does.
she

No, he doesn't.
she

What do they have?

They have some magnets.




Let's Learn More



A. Practice the words.

CD 1
15




1. magnets




2. calculators




3. scissors



4. colored pencils



5. rubber bands



6. push pins



7. paint brushes



8. staplers

B. Practice the sentences.

CD 1
16

CD 1
17

They have some **magnets**.
They don't have any **paint brushes**.



C. Practice the question and answer.

CD 1
18

CD 1
19

What do they have?
They have some **rubber bands**.



D. Ask and answer.

CD 1
20

CD 1
21



Do they have any **calculators**?

Yes, they do.
No, they don't.




Let's Build

A. Make sentences.


CD 1
22

▶	He	wants some cookies .
	She	
	He	doesn't want any crackers .
	She	



ice cream

cake




pizza

stew



cookies

crackers



peanuts

potato chips

B. Ask your partner.

CD 1
23

▶	Do you want some cookies ?
	Yes, please!
	No, thank you.





Let's Read

A. Read.

CD 1
24

Emma has a new CD. She doesn't have a CD player.



Anna has a CD player.



They can share the CD player and the CD.



B. Answer the questions.

CD 1
25

1. What does Emma have?
2. Whose CD player is it?
3. What can they share?



Let's Start

A. Let's talk.

CD 1
26









CD 1
27

Thanks for your help.
You're welcome.

B. Practice the words. Ask and answer.

CD 1
28

 1. music room	2. science room 	 3. gym	4. classroom 
5. art room 	6. lunchroom 	7. office 	8. library 



across from



between



next to

CD 1
29

CD 1
30

Where's the **lunchroom**?

It's across from the **science room**.

It's between the **art room** and the **office**.

It's next to the **art room**.

C. Let's sing.

CD 1
31



Where's the Classroom?



Where's the classroom?

It's next to the gym.

Where's the classroom?

It's next to the gym.

Where's the gym?

It's next to the classroom.

Where's the classroom?

It's next to the gym.



Where's the music room?

It's across from the art room.

Where's the art room?

It's across from the music room.

Where's the lunchroom?

It's between the art room and the office.

Where's the office?

It's across from the gym.





Let's Learn

Where was he?



He was in the pool.



A. Practice the words.

CD 1
32

this morning



1. in the pool



2. on the stairs



3. in the computer lab



4. in the hallway

now



5. in the auditorium



6. in the nurse's office



7. in the restroom



8. on the playground

B. Practice the sentences.

CD 1
33

CD 1
34

He | was in the pool this morning.

She |

He | is in the auditorium now.

She |

C. Practice the questions and answers.

CD 1 35  CD 1 36

Where was he this morning?
she

He was in the pool.
She

Where is he now?
she

He is in the hallway.
She is

this morning/8:00 a.m.

now/1:00 p.m.



D. Ask and answer.

CD 1 37   CD 1 38

Was he in the pool this morning?
she

Yes, he was.
she

No, he wasn't.
she

Is he in the pool now?
she

Yes, he is.
she

No, he isn't.
she



Let's Learn More

Where were they?

They were at the bakery.




A. Practice the words.

CD 1
39



1. at the bakery



2. at the clinic



3. at the factory



4. at the repair shop



5. at the bookstore



6. at the airport



7. at the train station



8. at the bus stop

B. Practice the sentence.

CD 1
40

CD 1
41

They were **at the airport** yesterday.

C. Practice the questions and answers.

CD 1
42


CD 1
43

Where were they yesterday?
Where are they now?

They were **at the bakery**.
They're **at the factory**.

yesterday

now



D. Ask and answer.

CD 1
44

CD 1
45

Were they **at the clinic** yesterday?
Are they **at the clinic** now?

Yes, they were.
No, they weren't.
Yes, they are.
No, they aren't.



Let's Build

A. Make sentences.

CD 1
46

It was **sunny** yesterday.
It's **rainy** today.

sunny	windy
cloudy	snowy
rainy	




B. Ask and answer.

CD 1
47

How was the weather yesterday?
It was **windy**.

How's the weather today?
It's **sunny**.





Let's Read


A. Read.

CD 1
48

This is now a black and orange butterfly.




It was a caterpillar.



This is now a big green frog.



It was a little tadpole.



B. Answer the questions.

CD 1
49

1. What was the butterfly?
2. What was the frog?
3. Is the tadpole a frog now?
4. Was the butterfly a caterpillar?

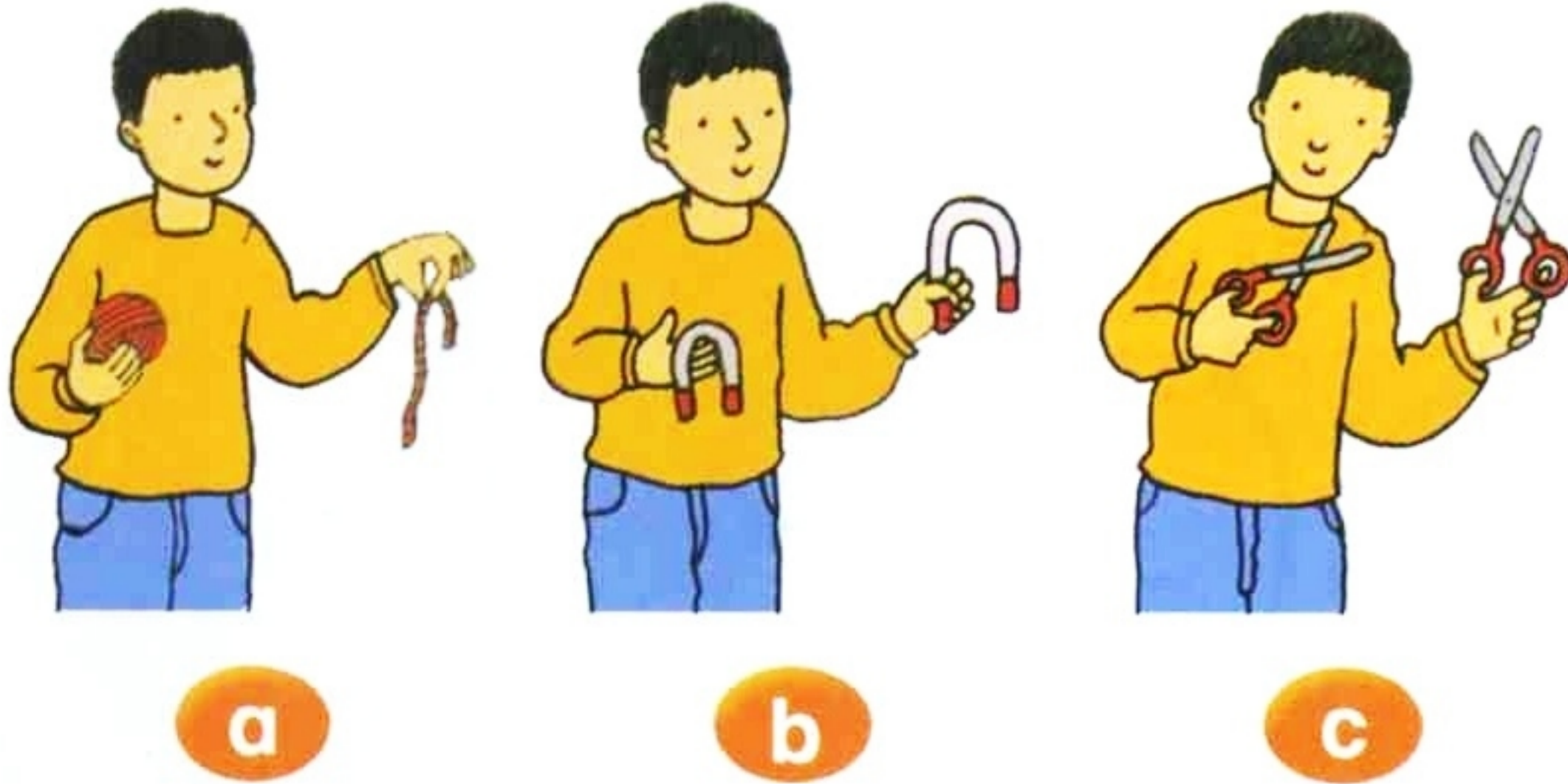


Units 1-2 Listen and Review

A. Listen and circle.

CD 1
50

1.



2.



B. Listen and circle.

CD 1
51

1.

was
is




2.

was
is



C. Listen and number.

CD 1
52



Let's Read About

Tony


CD 1
53



My name is Tony. I live in the United States. I go to a small school. There are twelve students. Every student has a laptop computer. We study English, science, and geography online.



New Words
laptop computer
online
geography



What about you?

Where do you live?

How many students are in your classroom?

Do you have a computer in your classroom?

Do you study online?

CD 1
54

