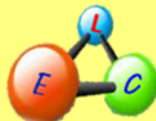




Happy Talk 2



Happy English





Table of Contents

UNIT 1: In the school	p.1
UNIT 2: My things	p.13
REVIEW for Units 1-2	p.24
UNIT 3: In the house	p.27
UNIT 4: Foods to eat	p.37
REVIEW for Units 3-4	p.46
UNIT 5: The Occupations	p.48
UNIT 6: The Locations	p.57
REVIEW for Units 5-6	p.66
UNIT 7: Doing activities	p.68
UNIT 8: After school activities	p.78
REVIEW for Units 7-8	p.87



UNIT 1: IN THE SCHOOL



Things to learn:

- ❖ *Conversation in school*
- ❖ *Things inside the classroom*
- ❖ *Describe (use of a/an articles)*
- ❖ *Use of these / those / that*

Start here!

A. Happy talk at school.

Hi, Trisha!
How are you?

We're perfectly
good as you are.

Hello Jake and Mike!
I'm good.
How about you, guys?



See you tomorrow, guys!

Good bye, Trisha!



Explore it!

A. Conversation practice.

☐ I am = I'm

Example:

- I'm doing good.
- Yes, I am.

Rebecca



Jean

Jean: Hi Rebecca, how are you today?

Rebecca: I feel great! How about you?

Jean: I'm doing good.

B. Complete the conversation.

Jenna: Hi _____, how are you today?

You: _____! How about you?

Jenna: I'm doing good. How's your day?

You: My day was _____.

C. Tell something about the picture.

What do they do?

1.



2.



3.



4.



5.



6.



D. Read and make a sentence.

Example: *She sings out loud her favorite song.*

1. sing out loud 2. recite in class 3. erase the board



4. write your name 5. clean the classroom 6. read a book



Practice!

A. Read the words.

1. a calendar



2. a computer table



3. a backpack



4. an eraser



5. a dining table



6. a pencil sharpener



B. Practice making a sentence.

That is = That's

Example:

- That's your cup.
- This is my cup.



That

This

What is = What's

It is = It's

Example:

- What is this?
= It's a cup.



Is not = isn't

Example:

Is this a pen?
= Yes, it is. / No, it isn't.



C. Identify the things inside the classroom.

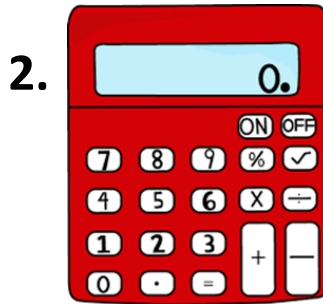
Example:

Q: What's that? (picture number 8)

A: That's a door.



D. Identify more.

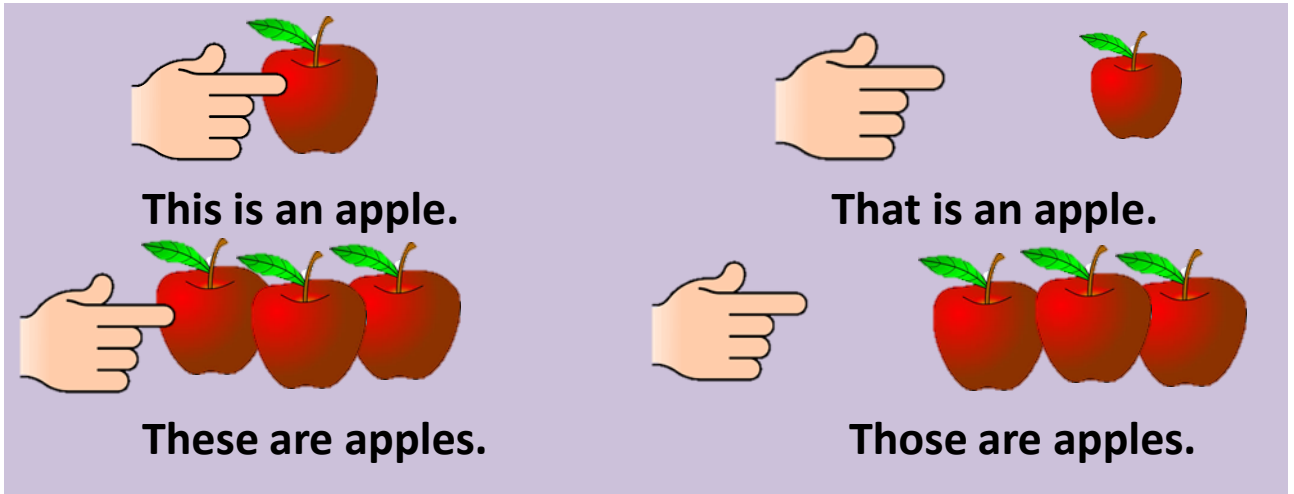


6

Learn a lot!


A. Focus.

Demonstrative pronoun



B. Read and identify the object.

1.



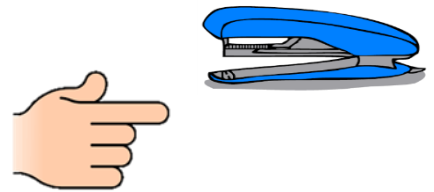
umbrellas

2.




glue

3.




stapler

4.



paper clips

5.



post it notes

6.

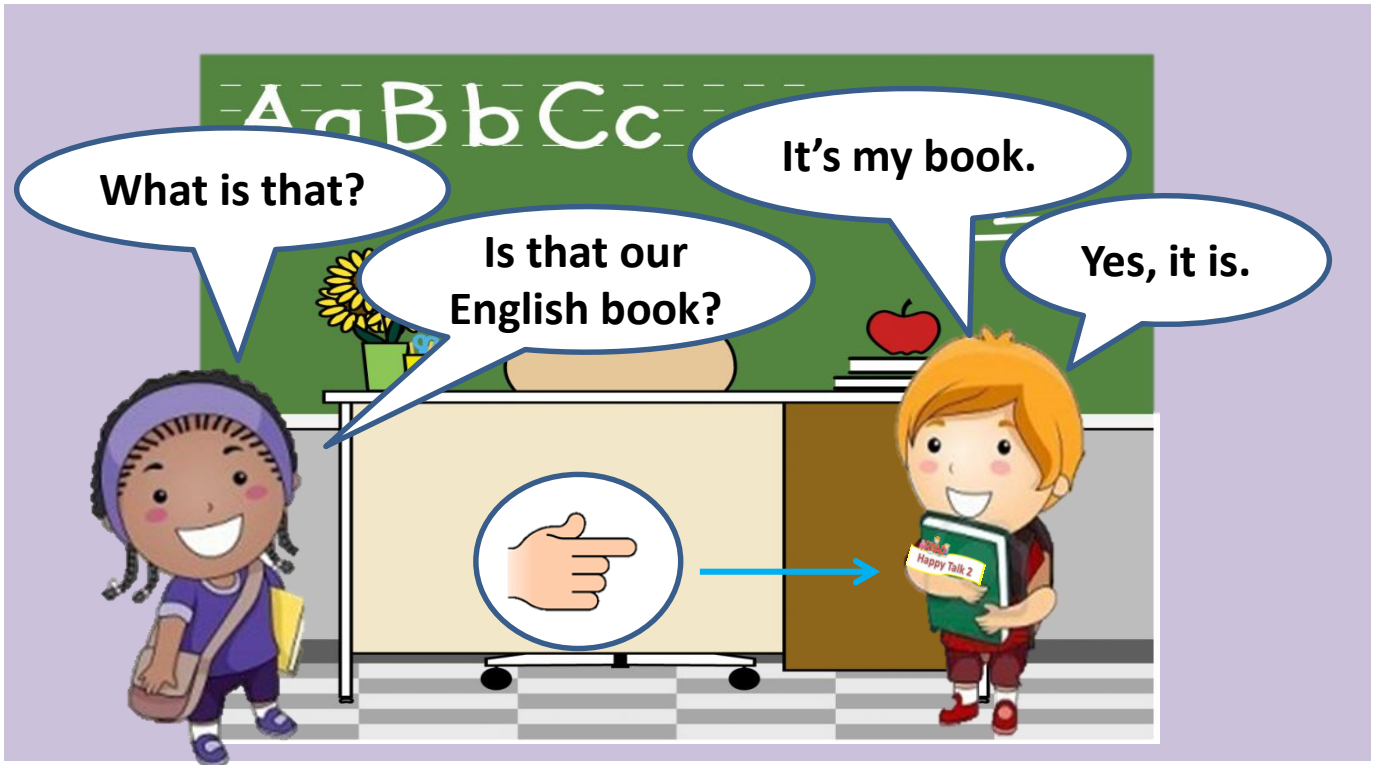


thumbtack

Are these paper clips? Yes, they are. / No, they aren't.
Are those paper clips? Yes, they are. / No, they aren't.

are not = aren't

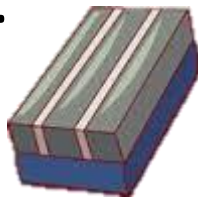
C. Question and answer.



1.



2.



3.



4.



D. Read the words.

1.



circle

2.



small

3.



new

4.



blue

UNIT 2: MY THINGS



Things to learn:

- ❖ *Use of action words*
- ❖ *Does = Doesn't (Does not)*
- ❖ *Do = Don't (Do Not)*
- ❖ *Counting Numbers*

Start here!

A. Happy talk in the classroom.

Hi Jenny!
Whose book is that?
Is that Clark's book?

I don't know. Let me see.

GINO

JENNY

Is that Chloe's book?

Yes, it is! It's hers.
I remember she had it
this morning.

Whose book is that?

It's **Chloe's** book. It's **her** book.

It's **Clark's** book. It's **his** book.

B. Complete the conversation.

A: Whose book is that? _____?

B: _____.

A: Is that Chloe's book?

B: _____!

_____.

Explore it!

"Whose" is a Possessive Pronoun

"Whose" is a possessive pronoun like "his," "her" and "our." We use "whose" to find out which person something belongs to.

Examples:

1. Whose camera is this?
2. Whose dog is barking outside?
3. Whose cell phone keeps ringing?

A. Read these words.

1. climb



2. run



3. dance



4. drink



5. jump



6. sing



B. Make a sentence.

climb run dance drink jump sing

Example:

1. She can climb.

2. _____.

3. _____.

4. _____.

5. _____.

6. _____.

C. Learn more words.

1. a key



2. a brush



3. a notebook



4. a comb



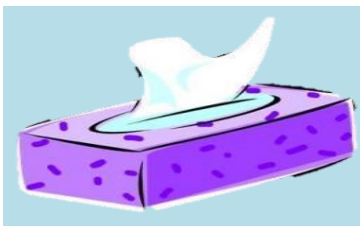
5. a candy bar



6. a coin



7. a tissue



8. a watch



D. The backpack activity

- Identify the things inside the backpack.



E. Exercises

Don't = Do Not


Subject	Don't/Doesn't	Verb	The Rest of the Sentence
I / You / We / They	don't	have / buy eat / like	cereal for breakfast
He / She / It	doesn't	etc.	

Do you have a pen?

Yes, I do.

No, I don't.

1. pen



2. camera



3. pencil



4. mirror



Practice!

A. Read the words and make a sentence.

She / He has *a calculator*.

1. a bag



2. a calculator



3. a camera



4. a cup



5. a lunch box



6. a music player



7. a train pass



8. an umbrella



9. a wallet



B. Identify the things inside the backpack. Use them in a sentence. (Using has/have)

Example:

Does she have a camera inside her backpack?

Yes, she does. She has a camera inside her bag.



C. Pointers to study

Short Form: Do not = don't
Does not = doesn't

Subject	Short form	Verb	
I /You/We/They	don't	read	everyday.
He/She/It	doesn't	read	at home.

D. Choose the correct answers.

1. I (do, don't) eat meat: I'm a vegetarian.
2. (Does, Doesn't) Spain have a king or a president?
3. How often (do you, does you) go to the gym?
4. Where (do you, does you) usually go on holiday?
5. Switzerland (don't, doesn't) have a sea.
6. (Do you need, Don't you need) some help with those heavy boxes?
7. What time (do, does) the shop open, please?
8. What time (do, does) the shops open?

Learn a lot!

A. Make a sentence from the pictures below.

Example:

1. *He has a colored pencil.*

1.



2.



3.



4.



5.



6.



7.



8.



9.



B. Identify the things inside the bag.

Make a question and answer using 'do' and 'does'.

- Does he have a calculator in his bag?
Yes, he does
- Do you have a pencil in your bag?
No, I don't

