



# Happy Talk 3



Happy English





# Table of Contents

|               |       |                        |  |
|---------------|-------|------------------------|--|
| <b>Unit 1</b> | ----- | <b>At School</b>       |  |
| <b>Unit 2</b> | ----- | <b>Places</b>          |  |
| <b>Unit 3</b> | ----- | <b>My Home</b>         |  |
| <b>Unit 4</b> | ----- | <b>Clothing</b>        |  |
| <b>Unit 5</b> | ----- | <b>Transportations</b> |  |
| <b>Unit 6</b> | ----- | <b>Activities</b>      |  |
| <b>Unit 7</b> | ----- | <b>Occupations</b>     |  |
| <b>Unit 8</b> | ----- | <b>Sports</b>          |  |





## Start Here!

### A. Happy talk at the cafeteria.



Oh, no! I don't have any fish.

Sure. Thank you!

Do you want some vegetables?

I do. Do you want some?

Your welcome.

Yes, please. Thanks!



A: Do you want some?  
B: Sure. Thank you!  
A: Your welcome.



## B. Practice the words and sentences.



1. orange juice



2. pancake



3. hamburger



4. cake



I have some *pancake*.





I don't have any *hamburger*.

## C. Let's play!



Start Here





4

# Let's Study!



## A. Read the words.




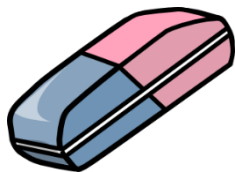

1. ruler

2. book

3. pencil

4. crayon

5. scissors



6. notebook

7. eraser

8. paint

9. glue

10. paper




## B. Practice the sentences.

He  
She

has some **pencil**.

He  
She

doesn't have any **scissors**.




1.



3.



5.



7.



5

## C. Practice the question and answer.

Does he/she have any **book**?

Yes, he/she does.

No, he/she doesn't.



## D. Pointers to study.

**Some** is used in positive sentences, and in questions.

'I have **some** papers.'  
'Do you like **some**?'


**Any** is used in negative and question sentences.

'I don't have **any** crayons.'  
'Do you have **any** money?'

# Let's Study More




## A. Read the words.



1. paper clips




2. colored pencils




3. magnets



4. staplers




5. paint brushes



6. calculators



7. push pins



8. chalks




7. ribbons



## B. Practice the sentences.

What do they have?

They have paint **brushes**.



## C. Ask and answer.

Do they have any **colored pencils**?

Yes, they do.

No, they don't.







# Let's Do it!



## A. Let's make sentences.

|     |                                   |
|-----|-----------------------------------|
| He  | wants some <b>cookies</b> .       |
| She |                                   |
| He  | doesn't want any <b>cookies</b> . |
| She |                                   |




|  |  |
|--|--|
| <br>✓   | <br>✗   |
| <br>✗ | <br>✓ |



|   |  |
|---|--|
| <br>✗   | <br>✓   |
| <br>✓ | <br>✗ |

## B. Ask your partner.

Do you want some **sandwich**?  
 Yes, Please!  
 No, Thank you.



## Start Here!

### A. Happy talk at the hallway.



Excuse me.  
Where's the Library?

Ok.

It's next to the office.  
I'm going there right now.  
Come with me.

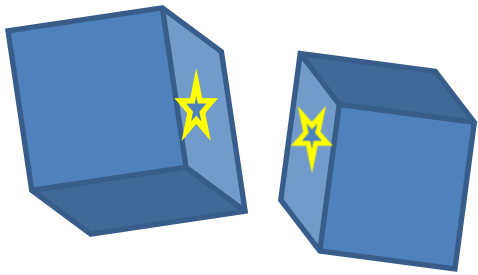
Here's the Library.

Thanks for your help.

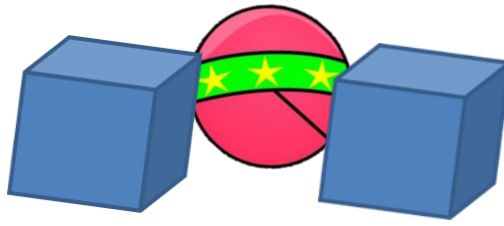
Your welcome.

A: Thanks for your help.  
B: Your welcome.

## B. Practice the words. Ask and answer.



across from



between



next to



gym




clinic



art room



office



classroom



music room

Where's the **clinic** ?

It's across the **classroom**.

It's between the **gym** and the **art room**.

It's next to the **gym**.



# Let's Study!




## A. Read the words.

this morning



in the computer lab



in the pool



on the stairs

now



on the playground



in the auditorium



in the restroom

## B. Practice the sentences.

He was in the pool this morning.  
She is on the playground now.

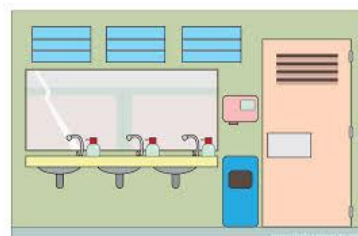
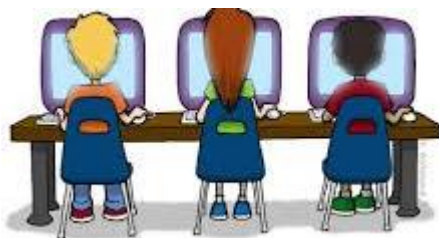

# C. Ask and answer.

Was she | **in the clinic** this morning? Yes, she | was.  
 he |  
 No, she | wasn't.  
 he |

Is she | **in the bathroom** this morning? Yes, she | is.  
 he |  
 No, she | isn't.  
 he |

This morning / 8:00 a.m.


Now / 1:00 p.m.



# Let's Study More!



## A. Read the words.



1. at the bookstore



2. at the bakery



3. at the clinic



4. at the train station



5. at the factory



6. at the bus stop



7. at the flower shop



8. at the repair shop



9. at the airport

## B. Practice the sentences.


They were at the repair shop yesterday.



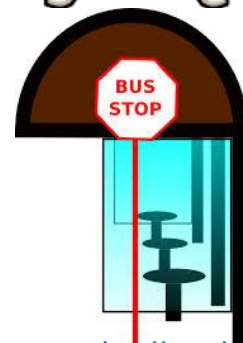



# C. Practice the question and answer.

Where were they yesterday? They were at the bakery.  
Where are they now? They're at the repair shop.

## Yesterday



## Now



# Let's Learn!



## A. Read the words.

### Different Weather



1. sunny



2. windy



3. snowy



4. cloudy



5. rainy



6. stormy

## B. Make sentences.

It was cloudy yesterday.  
It's sunny today.


# C. Ask and answer.

How was the weather yesterday ?

It was **windy**.

How's the weather today?

It's **sunny**.





## D. Let's chant.



# Oh, Mr. Sun

Oh Mr. Sun. Sun. Mr. golden sun.  
Please shine down on me.  
Oh Mr. Sun. Sun. Mr. golden sun.  
Hiding behind a tree.  
All my friends are asking you.  
To please come out so we can play with you.  
Oh Mr. Sun. Sun. Mr. golden sun.  
Please shine down on me.

(Repeat 2x)

Please shine down on, please shine down on,  
Please shine down on me!

# Unit 1 – 2 Review

## A. Let's make sentences.

Example:

1. He has some scissors. / He doesn't have any glue.

**School things**

The illustration shows five children and various school supplies. A boy in a yellow shirt holds red-handled scissors (labeled 1). A girl in a green shirt holds a glue bottle (labeled 2). A boy in a red shirt holds a large pencil (labeled 3). A girl in a blue shirt holds a notebook (labeled 4). A boy in a blue shirt holds a ruler (labeled 5). Other items include a vertical ruler, a pair of blue-handled scissors, a yellow pencil, and a glue bottle labeled 'Glue'. A yellow star is in a blue box at the bottom right.

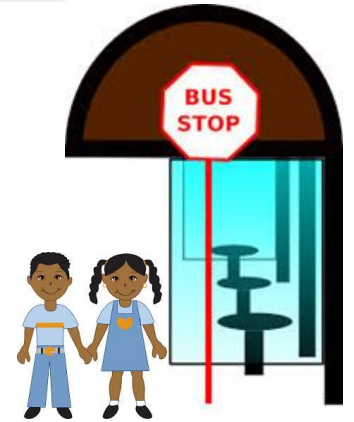
## B. Where were they yesterday?



a.



b.



c.

## C. What's the weather?



a.




b.



c.

## D. Where is the cat?



a.



b.




c.

20



# Let's read about Rina.



**My name is Rina.  
I live in United States.  
I study in an International  
school. There are fifteen  
students in our class.  
Every student has a laptop.  
We study English, science  
and computer online.**

**What about you?**

- **Where do you live?**
- **How many are you in your class?**
- **What do you study?**
- **Do you study online?**

